
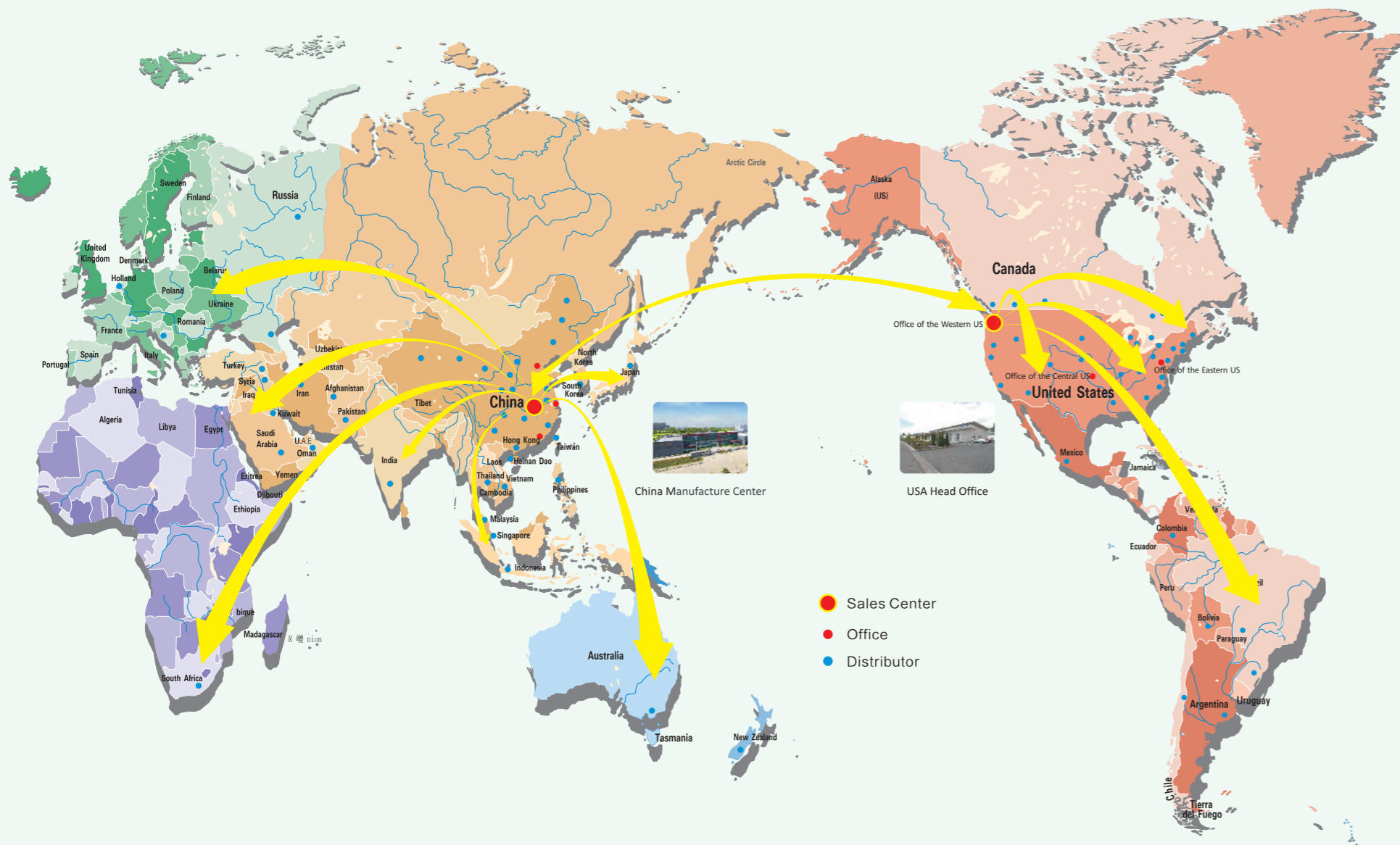


PRODUCT INTRODUCTION



NANOSOX AIR DISPERSION SYSTEM
A flexible air dispersion system for the HVAC/R industry made of special high-tech fabric, replacing traditional air ducts, air dampers, diffusers and insulation





Durkee America Inc. is a subsidiary of DURKEE INTERNATIONAL INDUSTRY Ltd, a multi national high-tech enterprise, with focus in the HVAC/R industry. As a manufacturing & servicing oriented organization, NanoSox® has established modern manufacturing center, 3 sales and service centers (China, Asia and America). Being a world renowned fabric air dispersion system supplier, NanoSox® has become a dominant leading brand in the vast Asian market and globally.

As an advocate of precise air distribution concepts for years, and armed with leading technology, high-tech fabric material, NanoSox® insists on using global top-level manufacturing technology and standards to produce the highest quality fabric air dispersion system products. It has acquired many national and regional standard quality certificates, such as, international QA system ISO9001: 2008, ISO14001, OHS18001, North American UL 2518 and Ac167 products certification, European EN testing ,BS testing and China NFTC testing.

NanoSox® air dispersion system has been widely applied in various permanent and temporary applications such as supermarkets, sports, public facilities & events, food, electronic, automotive, logistic etc. It's been consistently approved by countless renowned clients in more than 32 countries and regions, including Beijing Olympics, Shanghai World Expo, Carrefour, Tesco, Kraft, Nestle, McDonald's, Yale, Verizon, Foxconn, BMW, VW, Nissan, Toyota, Honda, Fiat, etc. All these successful applications have made NanoSox® one of the international leading brand.

Driven by our experienced and energetic team where any innovative ideas can promptly transfer into new products, our ongoing effort will strive for the optimum solution.

NanoSox® supplies fabric air duct products and application services for many well-known organizations globally



- Yale University Lab
- McDonald's Playground
- BMW After-sales Service Shop
- MGM Hotel
- Verizon Switch Hub
- New Life Church
- Audi Showroom
- U-haul Storage
- Kraft Food Baking Workshop
- Kellogg's
- Tesla Giga Factory
- Goodyear Tyre Factory
- Apple New Headquarter
- OMNI Showroom
- Church Basketball Court
- Kraft Foods Brazil

North America

- PRIMO Small Goods Facility
- LION
- Melbourne Library
- Calwell High School
- Elfstedenhal Ice Hockey Stadium
- Smithton Milk Powder Processing Facility
- Woolston Printing
- Beef Boning Room
- OBS Witte Vrouwen
- Heineken Beverage
- Aquasana
- OCE Venlo
- Autoszalon Workshop
- LEMO Workshop
- ATTSZ Assembly Workshop
- Varroda Sewing Workshop


Europe/Oceania

- India • 2010 Commonwealth games
- India • Kraft/Cadbury food
- India • Whirlpool, ALPLA factory
- India • Bc India 2011/2013 by RMB events
- India • SunGard software office
- UAE • Carrefour FUJAIRAH
- UAE • Fitness First / MCC (Mirdif City Centre)
- UAE • Caterpillar warehouse
- OMAN • Khimji Ramdas Warehouse
- Saudi • Herfy food
- Kuwait • Kuwait Flour Mills biscuit factory
- Pakistan • Carrefour Dolmen City store
- Mauritius • La Gaulette Commercial Centre
- Kenya • Kenya TV Studio
- Nigeria • Lecture Theater/Auditorium
- Egypt • Misr Sewing International plastic factory

Asia/Africa

- Thailand • Tesco Lotus Supermarket
- Thailand • Carrefour Supermarket
- Thailand • UNILEVER PCL
- Indonesia • Nestle
- Indonesia • BMG Group
- Indonesia • Fitness First
- Malaysia • Tesco Supermarket
- Malaysia • Carrefour Supermaket
- Philippines • Nestle
- Philippines • Murata electronic factory
- Philippines • SR supermarket
- South Korea • Agriculture storage room
- China • 2008 Olympic Games
- China • 2010 Shanghai World Expo
- China • Volkswagen
- China • Foxconn

Asia



NanoSox® Fabric Duct Air Dispersion system disperses airflow through fabric permeation and designed multi-row orifices to form a tridimensional air dispersion effect with great comfort, overall even airflow and precise air throw.



Multiple standard color and custom color / patterns are available to compliment any indoor decor.



Supply cooling air is permeated through fabric forming an air layer around fabric duct to result in no temperature difference between inside and outside; therefore no insulation is required to prevent condensation.



NanoSox® Fabric Duct System is very easy to launder. Improved IAQ meets higher healthy and environment-friendly requirements.



The NanoSox® Fabric Duct System uses flexible material operating at lower velocities so it does not generate noise or transmit resonance. A quiet system improves the environmental quality.



EVEN & COMFORTABLE



AESTHETIC



CONDENSATION FREE



HYGIENIC & HEALTHY



QUIET



LIGHT WEIGHT



QUICK INSTALLATION



RELIABLE QUALITY



GREEN



ECONOMICAL



The NanoSox® Fabric Air Duct System is a very light weight system which is only 1/40 the weight of a traditional metal air duct system. The NanoSox® System lends itself well to applications such as new construction and building renovations without the need of roof load requirement considerations.




Utilizing a specialized cable or track suspension system provides for simple and quick installation time and requires approximately 1/10 or less the installation time of a conventional metal duct system. This greatly reduces the construction time and ensures virtually no material is wasted on the jobsite.



Introduce large laser production line and system simulation platform into NanoSox® system, all products are manufactured in our ISO9001 certified factory to ensure product properties such as high pressure resistance, micro permeability.



Environmentally friendly NanoSox® inherent fire resistant fabric has no chemical treatment to meet the fire code. In addition, the green manufacturing processes, operation procedures, lighter weight and being designed based on lower static pressure, these make it more energy efficient.



A simpler NanoSox® design can replace the whole traditional duct-work system including air ducts, valves, diffusers and insulation materials, lightweight, easy transportation and installation to reduce overall cost.

> Comprehensive product line up


1 Full range of fabric material

High-quality Nanosox[®]-N series, optimal Nanosox[®]-L series, and top fire proof Fibersox series, with variations of regular, antistatic and anti-microbial functional properties. Totally 9 products with multi-functional customization ability as per special demands, providing the most comprehensive standard permeability choices, to fulfill the higher requirements in various industries.



2 Complete duct profile

Besides the duct shapes of Round, Half round, Large half round, Quarter and Rectangular, Conic duct has been developed as the world unique, providing better air distribution performance and economic features.



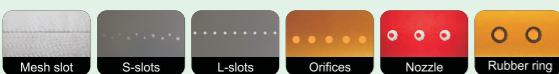
3 Versatile fittings

In addition to regular fittings (inlet, end cap, elbow, T-connector), Unique fittings such as square to round, Y inlet, bevel end cap, tension ring, wall pass-through and expansion segment and more are introduced to fit various applications.



4 Outlets

Airflow can be discharged through fabric permeation, mesh slot, s-slot, linear slot, orifice, nozzle, and rings.



> Premium fabric material

1 Unique micro permeability technology

Permeability as low as 0.2 cfm/ft² (3.6m³/m²/h) can be achieved to ensure minimum air permeation in high pressure large systems, while still maintaining condensation free.



2 Superior fire resistant NanoSox[®]

Without chemical treatment, the superior permanent fire resistance performance of NanoSox[®] does not degrade after repeated laundering.



3 Nonflammable Fibersox[™] material

Nonflammable Fibersox[™] is made of non-organic fire proof material. It is classified under nonflammable as Class "A" type, to meet the most stringent fire safety requirement.



4 Best industry warranty


Exceptional product series are backed by unmatched industry warranty. A 15 years, 10 years, and 8 years limited warranties come with NanoSox[®]-N, NanoSox[®]-L and Fibersox[™] series.



> Professional design and installation

1 World leading air dispersion system technology

With a large space airflow lab and modern CFD computer simulation technology, NanoSox engineers can tackle the most complicated and most demanding project with precision and confidence.



CFD computer assistant simulation

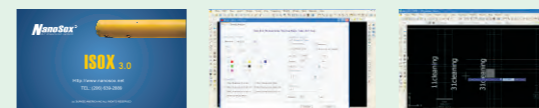
2 Detailed design manual and iCase application gallery

Accompanied with thousands client iCase application gallery, the new NanoSox system design manual is easy to follow and easy to find reference project designs to achieve optimum solutions.



3 iSox design software

Unique iSox CAD design software makes the precision system design a breeze.



4 Full installation manual & specialized tools


Extensive work flow pictures in the detailed installation instruction, along with proprietary tool (cable tightener) quickly turn a novice installer to professional in no time.



> Advanced production

1 Large scale laser automatic production line

Produces by the world leading automatic production lines, NanoSox reaches the annual production capacity of 32,300,000ft²



2 Global top advanced multi-head laser processing center

Precise processing technology of NanoSox System reaches the international top level with the global top advanced multi-head laser processing center.



3 Large-scale and full range of storage leads to shorter lead time

Full range of storage facilities, plus high efficient production management system, shortens regular lead time to less than 15 days, and even shorter for special orders.



4 World largest simulation test lab

The finished products could be tested at the simulation test lab, which guarantees the zero-defect and completely accordant air distribution effect as per the design requirement.




WHERE TO USE

APPLICATIONS

APPLICATIONS




Outdoor scene



Roof condensation free



Auditorium air dispersion



On game

NANOSOX USED IN SPORT CENTER SWIMMING POOL

NanoSox system was successfully applied on Wuhan Sports Center of 366,000ft²(34,000m²)(Swimming & diving Pool), the major game venue of 6th national city games and the largest indoor swimming pool with power sunroof. The interior walls are decorated with aluminum composite panels. The original designed metal air duct system was facing some difficult challenges: The roof of the swimming pool is glass structured, very easy to bring condensation issue; power sunroof leaves no space to install metal ducts; hundreds of adjustable diffusers are necessary and airflow is not optimum. The customer ultimately decided to choose NanoSox system in both swim competition center and training center.

In the actual application, we placed 3 ducts above the swimming pool to effectively prevent sunroof condensation. And another 6 ducts of total 400ft(120m) long with multi-row orifices were mounted along two sides of arc walls, 10% airflow permeates through fabric, 90% was dispersed to both the walls for condensation prevention and auditorium for their comfort. Moreover, micro-permeability fabric ducts could guarantee itself condensation free.

NanoSox system applied in this project is the highlight for applying for LUBAN AWARD, and has earned us a good reputation as expert in sports facilities from then on.


APPLICATIONS IN SPORTS FACILITIES

FEATURES

Even & comfortable airflow, anti-corrosion, no condensation and High cost efficiency.



STADIUM



STADIUM



STADIUM




UNIVERSITY SPORTS CENTER




OLYMPICS GYMNASTICS MUSEUM



GYMNASIUM



GYMNASIUM



OLYMPICS TENNIS COURT




TENNIS COURT



TENNIS COURT



BADMINTON COURT



BADMINTON COURT




BADMINTON COURT



OLYMPICS TABLE TENNIS COURT




FITNESS CLUB



SWIMMING POOL



WATER CUBE



AJMAN ACADEMY POOL



SHANKER POOL



SWIMMING POOL

LARGE STADIUMS ■ MID-SIZED BALL COURTS ■ SMALL BALL HALLS ■ FITNESS CLUB ■ SWIMMING POOLS ■

WHERE TO USE

APPLICATIONS

APPLICATIONS



Beijing Olympic Village Restaurant

----NanoSox was the global exclusive supplier of fabric air distribution systems for 2008 Beijing Olympics

2008 Beijing Olympics, a global prominent event. Green is a key prerequisite for designing and constructing the Olympic Games' facilities, where strict ecological standards and systematic guarantee systems would be established. The total construction area of the village is about 226,000 ft²(21,000M²), NanoSox system solution successfully won the bid, becoming the only supplier of fabric air dispersion system for 2008 Beijing Olympic games.


Aiming at requirements from BOCOG and jobsite (temporary tent, large area, low space, no insulation on roof, dense occupancies), NanoSox system made of permanent fire resistant fabric "NanoSox" with "s-slot" was arranged at lower height (10ft or 3m from the floor) to make air distribution more even & comfortable and energy saving.

After almost three months of operation for the Beijing Olympics and Paralympic Games, NanoSox system sustained cruel testing and gained a consistently good reputation from China and abroad. The advantages of safe & energy savings, green & environmentally-friendly material, recyclable and quick installation and removal ability, was greatly approved by officers of BOCOG. The NanoSox system was successfully installed in another 23 reception halls following main the restaurant.

PUBLIC FACILITIES

FEATURES

Precise air dispersion, even & comfortable airflow, long distance air throw, improved air quality, easy to clean and maintain.



COCACOLA RECEPTION

GE RECEPTION

ADIDAS RECEPTION

SAMSUNG RECEPTION

PANASONIC RECEPTION

IOC RECEPTION

BC INDIA

EXHIBITION

EXHIBITION

BC INDIA

SHANGHAI WORLD EXPO

NEW LIFE CHURCH (FL)

SUNGARD IT OFFICE

LANDMARK GROUP OFFICE HQ

OFFICES OF EIFFEL

ANSONBOROUGH INN HOTEL

SPORTS CENTRE

AL MAJAZ PARK

CONFERENCE HALL


BUS STATION

Exhibition & Reception ■ Church ■ Office ■ Conference Hall ■ Transportation ■

WHERE TO USE

APPLICATIONS

APPLICATIONS



Carrefour Supermarket

----One of the largest supermarket chains worldwide


Carrefour, one of the largest supermarket chains, with business operations in many countries all over the world, features diverse structure styles in various countries, such as, Carrefour china store is typically low space with restricted room. Conversely Southeast Asian stores have higher ceiling heights and have larger spaces. Both scenarios pose a high demand on aesthetics and require a short installation time. The former used traditional metal air duct system shared the problems of poor even air distribution, bad air quality, etc, and the cleaning of the ducts annually was virtually impossible. Especially in China, due to the new national hygienic code which demands annually compulsive cleaning of AC ventilating systems in public places, Carrefour started to seek innovative air dispersion system. NanoSox's quick installation, easy maintenance and cost efficient in cleaning attracted all the sights of Carrefour. Since 2008 the NanoSox system has been employed in all Asian stores.

By application from Carrefour, NanoSox was abundantly applied to Metro, Tesco, Auchan, Decathlon, Lotus etc. large supermarket chains, and became the dominant fabric air duct system supplier for Asian supermarket chains.

COMMERCIAL FACILITIES

FEATURES

Precise air dispersion, even & comfortable airflow, improved air quality, easy to clean and maintain.



Supermarkets Shopping Mall Store Theatre Entertainment Places

WHERE TO USE

APPLICATIONS

INDUSTRIAL FACILITIES



Kraft Foods

Kraft Food is one of the world's largest food companies, with business operations in 145 countries. Kraft Nabisco Food (Suzhou) Co., Ltd., the solely owned subsidiary of U.S. Kraft Nabisco International Co., is located in Suzhou Industry Zone. The facility covers an area of 540,000ft²(50,000m²) with 310,000ft²(28,817m²) of production workshop which accommodates eight production lines. For traditional system delivers air through diffusers, unable to meet requirement of keeping low air velocity in large cooling capacity, along with more problems, such as increasing roof loads and high cost of cleaning and maintenance.

NanoSox system employs large air permeability fabric to introduce an environment of large air coverage area, low airflow velocity, even air dispersion without drafts to prevent the biscuit chippings and powders from being blown off and guarantee building occupant's comfort. The ductwork is cleaned in three months intervals due to easy dismantlement, clean and ease of reinstallation to meet sanitation and cleanness requirement.

NanoSox was successfully installed in the phase one project; Kraft (worldwide) has since become a regular client and partner of NanoSox, we've installed and offered many unique Nanosox solutions to Kraft (Cadbury) factories in India, Philippines, Indonesia, Canada and Brazil.

The NanoSox Fabric Duct system does not only have incomparable advantages in the solid food industry, but also prominent advantages in AC systems of other food industries and various factories.

Ideal air exchange, even & comfortable airflow, easy to clean & maintain, quick installation, and no roof load requirement.



Food ■ Electronics ■ Warehouse ■ Chemical & Pharmaceutical ■ Mechanical ■ Textile & Printing ■

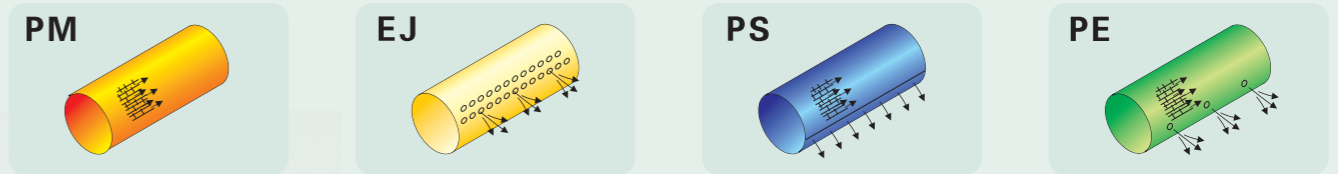
HOW TO SELECT

SYSTEM SELECTION

Nanosox® - N Series



Different from other product, NanoSox®-N series has no chemical treatment. It's weaved with material made in nanotechnology and permanent fire resistant property. The superior fire safety performance does not degrade after laundering. NanoSox®-N series provides higher physical properties, including high pressure resistant, tensile strength, stable permeability, antimicrobial, antistatic etc anti-corrosion. Along with 10 standard permeation rates and 15 years warranty, it is the top level fabric and most widely used product series, with comprehensive domestic and international certifications and patents.




Permeability Indicators (cfm/ft² in 0.5w.g.)

	PM	PS	PE	EJ
N	20 16 8	6 4 2	1 0.5 0.2	0
N-M	16	6	2	0.5
N-S	16	6	2	0.5


Note: permeability value in the table 0.2,0.5,1,2,4,6,8,16,20 is corresponding to metric system unit m³/m²/h (125Pa) : 3.6,9,18,36,72, 108,144,288. Customized permeability is available.

Airflow Models




N / General

Constructed of Nanosox®-N fabric in various permeability. Typically applied on all kinds of heating & cooling places with general comfort requirement.




N-M / Anti Microbial

Made of permanent antimicrobial Nanosox®-N fabric which guarantees both permanent antimicrobial and fire resistant performance. Mainly applied on food, pharmacy, clean room etc. industries of cleanness demanding.



N-S / AntiStatic

An combination of Nanosox®-N fabric in diverse permeability and inherent antistatic fibre to dissipate static build-up. Typically used in electronic, chemical, precision manufacturing etc industries of static sensitive environment.




N00 / Non permeable

Made of non-permeable Nanosox®-N fabric. Commonly used in industrial workshop, warehouse etc. heating and ventilating area where features a high and large space. Meanwhile, it is also applicable to light refrigerating places.

Material property & Product Performance Indicators



Property	Items	Index	Results	Code compliance	Testing organization	Remarks	
Material property	Ten Permeability	0/0.2/0.5/1/2/4/6/8/16/20cfm/ft² at 0.5"w.g	0/0.2/0.48/1/2 /5.8/8.2/15.5/20	ASTM D737 GB/T 5453-1997	CTTC		
	Fire safety	B	FIGRA, W/s ≤120 THR600s, MJ ≤7.5	7 1.1	GB 8624-2012 EN13501-1: 2007	NFTC SGS	Formal testing
		s1	SMOGR, m²/s² ≤30 TSP600s, m³ ≤50	0 13			
		d0	Flaming particles or droplets withing 600s Ignition of the filter paper	No No			
		t0	Smoke Toxicity ZA1	ZA1			
		Class 1	Calculated Smoke Developed(CSD) ≤50 Flame Spread Index(FSI) ≤25	20 0			
	Physics property	Class 0	Fire propagation index	0.4	UI 2518 BS 476-6,7-1997	UL TUV SUD PSB	Formal testing and UL certificate
		Weight	7.2oz/yd²(245g/m²) ± 5%	7.23oz (248g)	ASTM D3776		Formal testing
		Tensile strength	> 3.4lb (15N)	6.5lb (29N)	GB/T 3917.1-1997	CTTC	
		Tear strength	> 112lb (500N)	279lb (1240N)	GB/T 3923.1-1997		
		Shrinkage after washing	< 2%	0.5%	GB/T 8630-2002		
		Permeability tolerance CV(%)	< 5%	3.7%	GB/T5453-1997		
		Temperature range	-17.8°C(0°F)(24hours);129°C(265°F)(60days) No change of appearance	No change	UI 2518	UL	Formal testing and UL certificate
	Operational performance	Clean & fibre drop property	No fabric drops	No change	UI 2518	UL	Formal testing and UL certificate
		Anti-mold	No Destroying or decomposing after 60days under the testing condition of UI181	No change	UI 2518	UL	
Textile health security		PH 4.0-7.5	7.4	Accord Unfound	GB 18401-2003	CTTC	
		Formaldehyde content ≤20mg/kg (20ppm)					
N-M Anti-microbial		Decomposable Aromatic Amine dye ≤20mg/kg (20ppm)	>99%	ASTM E2149	CTTC	Class A (Baby cloth type)	
N-S Anti-static	No abnormal odor	0.093µc/ft² (1.0µc/m²)	GB/T 12703-1991	CTTC			
System performance	Pressure resistance	No change at 7.6 in"wg (1900pa) static pressure	No change	Ac167 & UL181	UL	Formal testing and UL certificate	
	Passive permeability	Appearance no change, no tear, no damage at 8 in"wg (2000pa) static pressure	No change	JGJ 141-2004	National center of quality supervision and inspection and testing for air condition equipment		
		Passive permeability volume at 2 in"wg (500Pa)	≤ 2.8cfm/ft² (50m³/h/m²)			0.84 (25m³/h/m²)	
Dimension tolerance	Passive permeability volume at 4 in"wg (1000Pa)	≤ 5.5cfm/ft² (100m³/h/m²)	1.98 (48m³/h/m²)				




Shape

	O	D	HD	Q	S	C
N	•	•	•	•	•	•
N-M	•	•	•	•	•	•
N-S	•	•	•	•	•	•



Color

	W	R	Y	BE	BU	LG	GY	GN	BA	CUSTOMIZE
N	•	•	•	•	•	•	•	•	•	•
N-M	•	•	•	•	•	•	•	•	•	•
N-S	•	•	•	•	•	•	•	•	•	•



Air Outlet Model

	SS	LS	O	N	AN	FN
N	•	•	•	•	•	•
N-M	•	•	•	•	•	•
N-S	•	•	•	•	•	•





Nozzle Dia: 1", 1.5", AN Dia: 2", 2.5", FN Dia: 3"-15"

HOW TO SELECT

Nanosox® - L Series



Nanosox®-L is made of inherent permanent fire retardant fabric with reliable & stable physical properties like high pressure resistant, tensile strength, stable permeability. It provides 5 standard permeation rates and 10 years warranty. No chemical treatment is used to exceed fire code requirement.

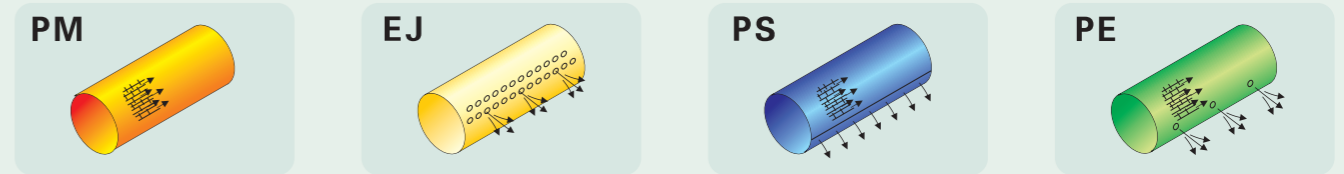
 <p>L / General</p> <p>Constructed of Nanosox®-L fabric in various permeability. Typically applied on all kinds of heating & cooling places with general comfort requirement.</p>	 <p>L-M / Antimicrobial</p> <p>Constructed of anti-microbial Nanosox®-L fabric with diverse air permeability. Normally applied on food, medical etc. Industries of higher cleanliness requirement.</p>	 <p>L-S / Antistatic</p> <p>Constructed of antistatic Nanosox®-L fabric with different permeability. Typically used in electronic and precision manufacturing etc. Industries of static sensitive environment.</p>	 <p>LOO / Non permeable</p> <p>Made of non-permeable Nanosox®-L fabric. Commonly used in industrial workshop, warehouse etc. heating and ventilating area where features a high and large space.</p>
---	--	---	--

Material property & Product Performance Indicators



Property	Items	Index	Results	Code compliance	Testing organization	
Material property	Five Permeability	0/0.5/2/6/16cfm/ft ² / in 0.5"w.g.	0/0.48/2/5.8/15.1	ASTM D737 GB/T 5453-1997	CTTC	
	Fire safety	Class 1	Calculated Smoke Developed(CSD) ≤ 50	20	UI 2518	UL
		Class 0	Flame Spread Index(FSI) ≤ 25 Fire propagation index	0 0.4	ASTM E84 BS 476-6,7:1997	
	Physics property	Weight	6.6oz/yd ² (225g/m ²) ± 5%	6.7oz (227g)	ASTM D3776	CTTC
		Tensile strength	> 3.4lb (15N)	6.5lb (29N)	GB/T 3917.3-1997	
		Tear strength	> 112lb (500N)	279lb (1240N)	GB/T 3923.1-1997	
		Shrinkage after washing	< 2%	0.2%	GB/T 8630-2002	
		Permeability tolerance CV(%)	< 5%	Accord	GB/T 5453-1997	
	Operational performance	Textile health security	PH 4.0-7.5 Formaldehyde content ≤ 20mg/kg (20ppm) Decomposable Aromatic Amine dye ≤ 20mg/kg (20ppm) No abnormal odor	7.4 Accord Unfound None	GB 18401-2003	CTTC
		L-M Antimicrobial	> 90%	> 95%	ASTM E2149	
L-S Antistatic			0.065μc/ft ² (0.7μc/m ²)	GB/T 12703-1991		
System performance	Pressure resistance	No change at 7.6 in*wg (1900pa) static pressure	No change	JGJ 141-2004	UL	

SYSTEM SELECTION




Airflow Models

Permeability Indicators (cfm/ft² in 0.5" w.g.)

	PM	PS	PE	EJ
L	16	6 2	0.5	0
L-M	16	6 2	0.5	0
L-S	16	6 2	0.5	0

Note: permeability value in the table 0.5,2,6,16 is corresponding to metric system unit m³/m²/h at 125Pa: 9,36,108,288.




Shape

	O	D	HD	Q	S	C
L	•	•	•	•	•	•
L-M	•	•	•	•	•	•
L-S	•	•	•	•	•	•



Color

	W	R	Y	BE	BU	GY	GN	BA	CUSTOMIZE
L	•	•	•	•	•	•	•	•	•
L-M	•	•	•	•	•	•	•	•	•
L-S	•	•	•	•	•	•	•	•	•



Air Outlet Model

	SS	LS	O	N	AN	FN
L	•	•	•	•	•	•
L-M	•	•	•	•	•	•
L-S	•	•	•	•	•	•

Nozzle Dia: 1", 1.5", AN Dia: 2", 2.5", FN Dia: 3"-15"

HOW TO SELECT

SYSTEM SELECTION

Fibersox™ Patented Top Fire Proof Series



Fibersox™ Series is made of Class A nonflammable fabric material providing the best fireproofing property and 8 years warranty. It is mainly for the applications which have strict fireproofing requirements during heating, ventilation and slightly cooling.

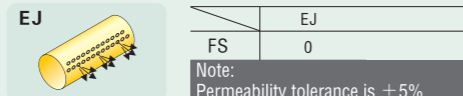
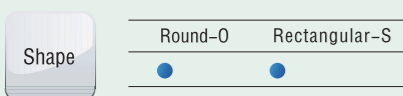


Material property & Product Performance Indicators

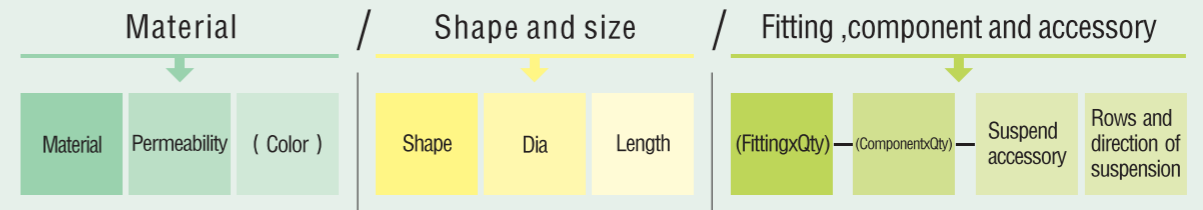


Property	Items	Index	Results	Code compliance	Testing organization	Remarks	
Material property	Fire safety	A2	FIGRA, hp/s ≤ 116 (W/s ≤ 120) THR600s, kBTu ≤ 7.92 (MJ ≤ 7.5) Thermal value, kBTu/lb ≤ 7 (MJ/kg ≤ 3.0)	4.83 (5) 0.95 (0.9) 3.7 (1.6)	GB 8624-2012	NFTC	1、Formal testing
		s1	SMOGRA, ft²/s² ≤ 0.26 (m²/s² ≤ 30)	0			
		d0	TSP600s, ft² ≤ 4.66 (m² ≤ 50)	1.9 (20)			
			d0	Flaming particles or droplets withing 600s	Accord		
			t0	Smoke Toxity ZA1	ZA1		
			Class A2	SMOGRA, ft²/s² ≤ 0.26 (m²/s² ≤ 30) TSP600s, ft² ≤ 4.66 (m² ≤ 50) Flaming particles or droplets withing 600s	0 (9.5) 1.9 (11.7) No	En 13501-1:A1:2009	
	Class A1	Fire propagation index	0.4	BS 476-6:A1:2009	TUV SUD PSB	1、Formal testing	
	Weight	8.9oz/yd² (300g/m²) ± 5%	9oz (305g)	ASTM D3776			
System performance	Pressure resistance	Appearance no change, no tear, no damage at 2000Pa static pressure	No change				
	Passive permeability	Passive permeability volume 2 in" w.g.(500Pa)	≤ 2.8cfm/ft² (50m³/h/m²)	0.8cfm (15)	JGJ 141-2004	National center of quality supervision and inspection and testing for air condition equipment	
		Passive permeability volume 4 in" w.g.(1000Pa)	≤ 5.6cfm/ft² (100m³/h/m²)	2cfm (36)			
	Dimension tolerance	≤ 1%	No change				

Permeability Indicators (cfm/ft² in 0.5" w.g.)



Product identification



Example of Product identification

1、N10/O20"x65.6' /G2

Nanosox®-N general fabric with permeability of 1cfm/ft²(18m³/m²/h), round, 20" in diameter, 65.6ft long, nozzle, 2 & 10 o'clock double rows cable suspension system.

2、N00(GY)/S40"x24"x67.3'/(SR1T5E1V1)-(R)-G3

Nanosox®-N non-permeable fabric, grey, rectangle shape of 40"x24", 67.3 ft long, 1 special square-round fitting, 5 T- connections, 1 elbow, 1 transition, rubber ring, 3 rows cable suspension.

Table of Material selection (1)

Fabric material	Permeability				(Color)														
	PM	PS	PE	EJ	W	R	Y	BE	BU	LG	GY	GN	BA	Customize					
N —Nanosox-N permanent fire resistance general type	20	16	8	6	4	2	1	0.5	0.2	0	•	•	•	•	•	•	•	•	•
N-M —Nanosox-N anti-microbial type	16	6	2	0.5	0	•													
N-S —Nanosox-N anti-static type	16	6	2	0.5	0	•					•	•							
L —Nanosox-L permanent fire resistance general type	16	6	2	0.5	0	•	•	•	•	•	•	•	•	•	•	•	•	•	•
L-M —Nanosox-L anti-microbial type	16	6	2	0.5	0	•													
L-S —Nanosox-L anti-static type	16	6	2	0.5	0	•					•	•							
F —Fiersox proof series.					0	•					•								

Table of shape and size selection (2)

Shape	Duct diameter (Inch)	Length (ft)
Round-O	6,8,10,12,14,16,18,20,22.....60,62,64,66,68,70,72	Per project need
Half-round-D	6,8,10,12,14,16,18,20,22.....48,50,52,54,56,58,60	Per project need
Large half-round-HD	6,8,10,12,14,16,18,20,22.....48,50,52,54,56,58,60	Per project need
Quarter-round-Q	6,8,10,12,14,16,18,20,22.....48,50,52,54,56,58,60	Per project need
Rectangular-S	(22,24,26,28,30,32,34,36.....126,134,146)x(16,18,22,24,26,28,30,32)	Per project need

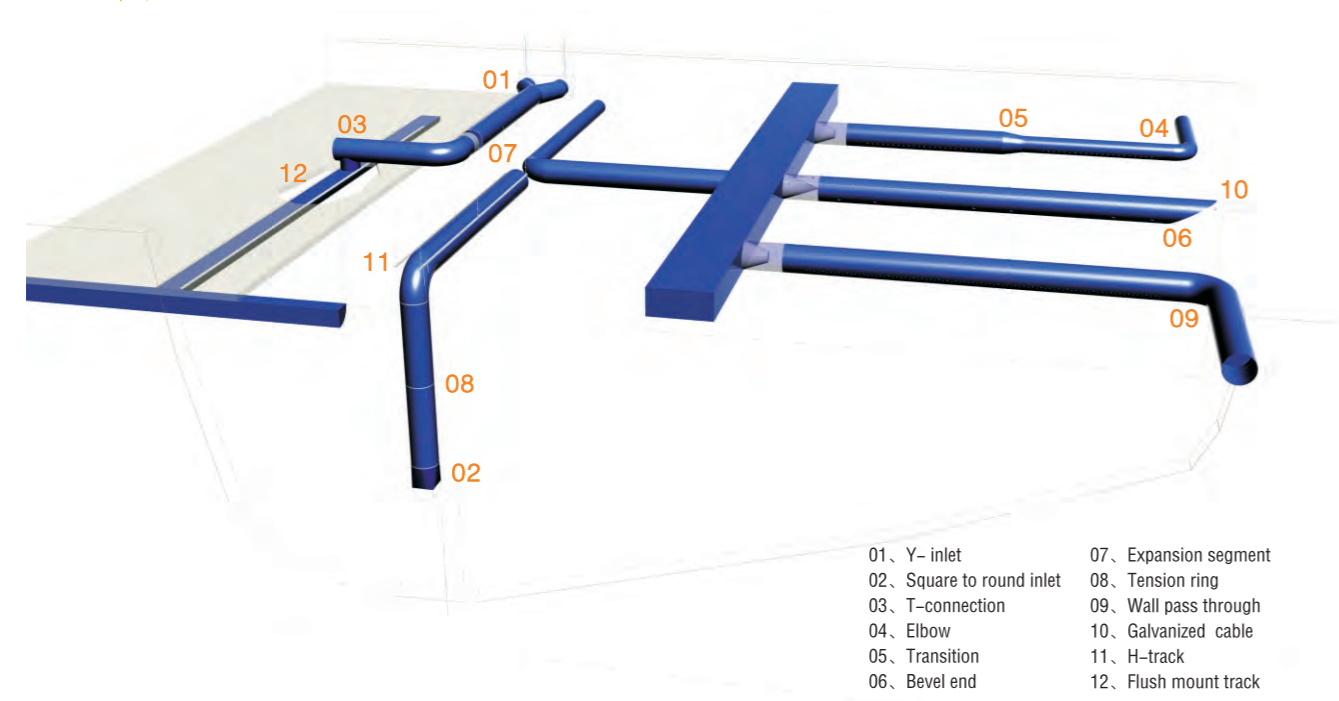
Table of fitting ,component and accessory (3)

(Fitting)			(Component)		Accessory	
General fitting	Special fitting	Functional fitting	S-slot-SS	Fabric Nozzle-FN	Suspension accessory	Rows and direction of suspension
Elbow-E	Y inlet-Y	Tension ring-TW	Linear-slot-LS	Pressure adjustment device-PAD	Galvanized cable-G	Single row-1 12:00
T-connection-T	Square to round-SR	Expansion segment-ES	Orifice-O	Airflow control device-ACD	Stainless steel cable-S	Double rows - 2 2:00&10:00
Transition-V	Elbow inlet-IE	Through wall segment-TR	Nozzle-N	Fabric air filter-FAF	Flush mount track-AF	Three rows - 3 3:00&9:00(39)
	T-connection inlet-IT		Adjustable Nozzle-AN		Suspension track-AH	Multiple rows







NOTE: —Table (1), Permeability tolerance is ±5%.
 —Table (2), Duct diameter take even number as unit, 2 inch spacing in corresponding with metric unit, such as: 6.8,10,12,.....66,68,70,72 inch to 152,203,254,305.....1676,1727,1778,1829mm.
 —Table (3), The unmarked fittings, components and accessories are defined as standard: like standard inlet and end, slot and nozzle, 12 o'clock-single row suspension, 2 o'clock and 10 o'clock-double rows suspension.

HOW TO SELECT







SYSTEM SELECTION






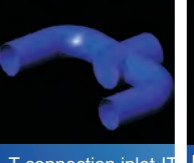



GENERAL FITTINGS

INLET CONNECTION	 Double layer inlet	Generally, use single layer or double layer inlet to cover outlet of metal duct, fixed with belt, riveted. Nanosox® employs double layer inlet, only fixes the inside layer, the outer layer is used to cover up and easy to remove for washing.
END	 End cap	Nanosox® uses end cap, joins with duct by zipper, easier to change for washing or extend in the length direction .
ZIPPER CONNECTION	 Concealed zipper	Join among straight duct, fittings, and components, similar to conventional used flange. Nanosox® uses concealed zipper, covered by sleeve from outside.
ELBOW-E	 90°  60°  30°	Standard centerline radius is 1.5 x Dia. The elbow consists of multiple gores, different curve angles per application requirement.




GENERAL FITTINGS

TRANSITION-V	 Bottom flat	 Concentrate	 Top flat	Connect ducts with different diameter Bottom flat: more aesthetic Concentrate: better airflow Top flat: easier to install
T-CONNECTOR-T	 Top flat	 Concentrate	 Bottom flat	Deliver the airflow to branch ducts which are perpendicular to main duct. Connected by zipper.

Special fittings

 Y-inlet-Y	 Square to round inlet-SR	 Elbow inlet-IE	 T-connection inlet-T	 Bevel end-BC	 Transition elbow-EV	 Bevel transition-BV
Connect two outlets of AHU to one duct.	Connect square metal duct to round fabric duct.	Connect fabric duct inlet with elbows.	Connect fabric duct inlet with T-connection.	Disperse air in bevel end of duct , Specialized for individual case.	Connect elbows in different diameter.	Connect uneven ducts with different diameters.

Functional fittings

 Tension ring t-TW	 Expansion segment-ES	 Wall pass through-TR
For supporting use, fixed inside duct to produce aesthetic appearance. applied to upright elbows, etc special occasions.	Connected between two sections, Fold one end in airflow direction, fixed by hasp from outside, contributing to certain flexibility in length.	A component to resolve through wall problem, employs tension ring and certain length of duct to fix in the hole of wall and seal the gap between.

HOW TO USE

SYSTEM DESIGN

This is no essential difference between design of NanoSox system and traditional metal duct system. Designer could make the layout design according to Nanosox owned specialized software :iSox – design. Meanwhile, Nanosox engineering technology center is also ready to do the design work professionally for you.

A System layout

NanoSox system layout is mainly applied to air supply system. Lay out the system according to requirements of actual situation or AHU location on building and HVAC design (CAD drawing) , space , height and aesthetics, and more.

■ General location layout
— low space location layout: make ductwork layout along wall ,beam ,pole, to save space and improve aesthetics. For workshop application, lay out ductwork along production line or densely occupied area to meet both requirements of production and occupants. For supermarket application, uniformly lay out the system perpendicular to shelves and parallel to light area.

—High and large space layout: To match return air, use straight duct as possible to improve indoor air distribution. For workshop, layout shall be along production line, avoid equipments and travelling crane, meanwhile, consider directional air dispersion. For supermarket, layout is perpendicular to shelves or above main walkway. For sports place, layout shall be around auditoria. For grid structure, lay out ductwork inside it. for grid structure with berm, mount ductwork both sides along berm, both save space and convenience installation and maintenance.

■ General location aesthetics design
—The relation between duct diameter and aesthetics at different installation height: Generally, the applicable duct diameter is larger when the installation is higher to reach a perfect combination of aesthetics and effect.

—Arc, closed design: The layout could be in arc, or closed round, Oval to match with architecture style for both more aesthetic appearance and uniform air dispersion.

—Design to match with decoration: mount half–round or Quarter–round duct against ceiling, or open a groove on suspended ceiling, then put NanoSox duct inside. For meshed Suspended ceiling, just mount ductwork above it.

■ Special case design
—Temporary location design: Considering easy installation and dismantlement, track installation is mostly applied. To take reuse into account, maintain the same duct diameter and duct length as possible.

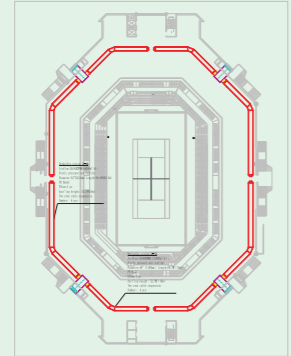
—Anti–condensation design: lay out the ductwork along glass curtain or specially mount one or more ducts to easy–condensation area.

SYSTEM LAYOUT

Use iSox design software, we could complete layout design and drawing work more easily and quickly, greatly reduce designer's time.



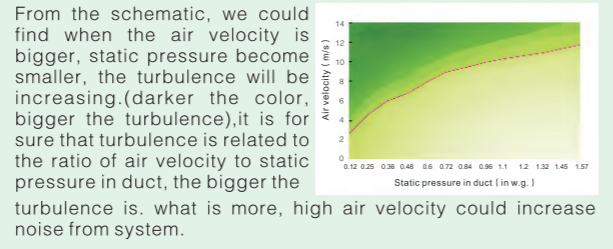
iSox design software



Layout

B Dimension selection

Because the NanoSox system diameter selection is related to air velocity and static pressure in the duct, when the static pressure does not match the air velocity in the duct, the airflow in the duct will become turbulent which will affect the actual air dispersion and overall performance. Shown below is a schematic illustrating the relation between pressure, turbulence and air velocity that we obtained through an experiment.




From the schematic, we could find when the air velocity is bigger, static pressure become smaller, the turbulence will be increasing.(darker the color, bigger the turbulence),it is for sure that turbulence is related to the ratio of air velocity to static pressure in duct, the bigger the turbulence is. what is more, high air velocity could increase noise from system.

A NanoSox system diameter utilizes inches as a spec unit, starting at 6" thru 72", classified at 2 inch intervals. The duct diameter is determined according to air volume and system inlet air velocity.

Calculation equation: $g = v \cdot \pi \cdot D^2 / 4$

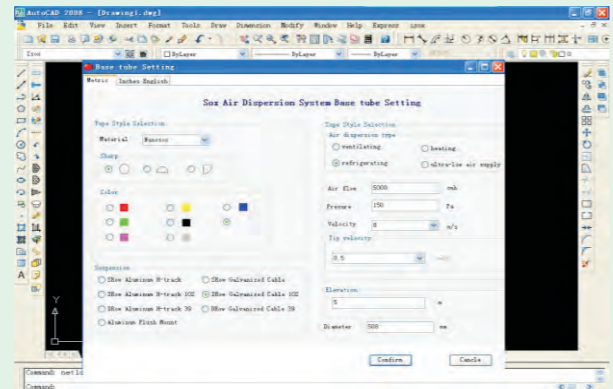
Where g: air volume per duct system, v: System inlet air velocity, D: system duct diameter

NanoSox system inlet air velocity: to avoid system inlet turbulence and negative pressure, etc.



If the duct diameter is excessive big, installation space is not enough, it is advised to use rectangle duct or divide the system into several small ducts.

ISOX DESIGN INTERFACE



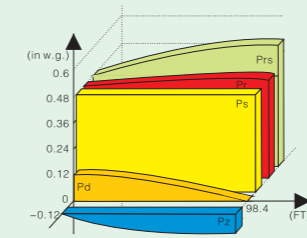
Use isox software to input each design parameters

C Air pressure design

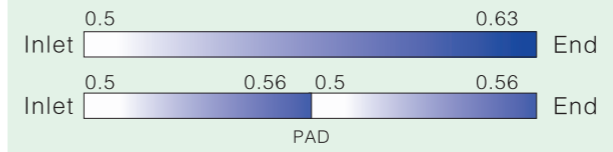
Pressure in a NanoSox system consists of static pressure, velocity pressure and resistance loss, the direct relation of static pressure regain and resistance loss plays a key role. In most cases, static pressure regain is more than frictional resistance loss in a straight duct.

Result: static pressure=inlet static pressure+ static pressure regain–pressure loss($Pr=Ps+Prs-Pz$), the average pressure is the average of inlet static pressure and end static pressure. The principle is shown in below schematic.

The principle is shown in below schematic.

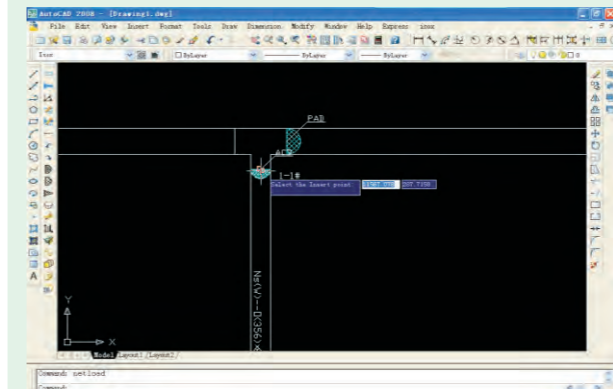


Based on abundant engineering experience , we believe that when pressure difference is less than 10% of inlet static pressure, airflow along the duct is uniform. On the contrary, PAD pressure adjustment device shall be installed to balance the pressure in duct. Shown in below schematic, after balance, maximum pressure difference is in 0.1 w.g., less than 10% of inlet static pressure.



Inlet pressure of complicated system with multi ducts is according to resistance calculation of least favorable loop, meanwhile, consider air dispersion pressure, frictional and local pressure loss from main duct , branch duct.

PRESSURE DESIGN INTERFACE



Insert PAD,ACD air valve

D Air dispersion design

Employ NanoSox patented design software specialized for fabric air dispersion system to make the detailed design,that is , to determine permeability of fabric, type, dimension, quantity, and direction of orifice or nozzle, which is made by Nanosox engineering technology center.

A According to cross section of height design, we determine air throw and controlled area.

Generally, we take the middle line of 2 adjacent ducts as the boundary, according to uniform layout principle. Based on actual project situation, in light of air volume from each duct and layout, divide the whole area, try to uniformly distribute the air volume as possible.



B Determine orifices direction

According to divided area, specify the direction of orifices and determine the number of orifice rows .

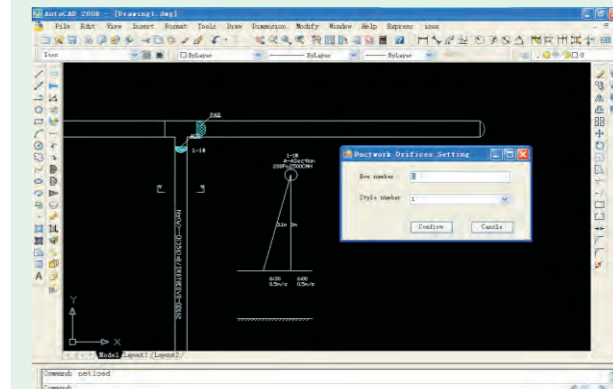
C According to airflow capacity, determine permeated air volume and air volume by orifices.

D Determine size and rows of orifice

Generally,design is completed by the patented specialized software---iSox–manufactory, and inputted into automatic production line for manufacturing.

In addition, iSox software can help draw a standard construction plan of installation and automatically list a specification table for each portion of system.

AIR DISPERSION DESIGN



Automatically generate air dispersion sectional view

Refer to 《Nanosox Design Manual》

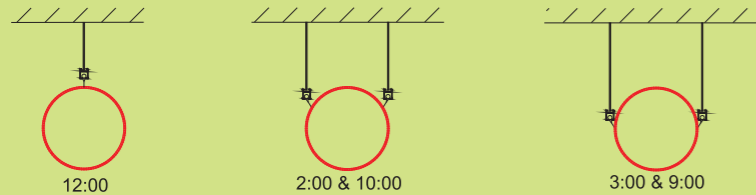


Installation of a NanoSox system is much easier than any conventional air duct system, which consists of 3 styles:

1. cable suspension system.
2. Aluminum track suspension system.
3. Internal retention ring.

CABLE SUSPENSION SYSTEM


Cable suspension system is more popular due to convenient installation and low cost. Which can be divided as following: By material: galvanized cable, stainless cable
By load capacity: ordinary cable, heavy duty cable
By rows of cables: single row, double rows, multi rows
By suspension direction: 12:00(single row), 2:00 & 10:00 or 3:00 & 9:00 (double rows)




Picture of Galvanized cable Suspension



Single-row suspension (GS)



Double-row suspension (GD)



Multi-row suspension (G3)

ALUMINUM TRACK SUSPENSION SYSTEM

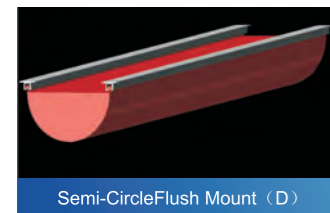
FLUSH MOUNT TRACK

For half-round, large half-round and quarter-round NanoSox systems which are mounted against ceiling or wall.




H-TRACK


For suspension type of round NanoSox system.




Semi-Circle Flush Mount (D)



1/4 Circle Flush Mount (Q)





Single-Row H-track (AH-S)



Double-Row H-track (AH-D)

INTERNAL RETENTION RING SYSTEM

NanoSox Air dispersion system with the internal retention ring (IRR system) provides perfect inflation appearance even without air supply. Start up popping noise can be prevented, too.



Internal Retention Ring

The major material required to install NanoSox system includes: fabric air ducts and its fittings, components and accessories, which are supplied by the manufacturer (shipped with the consignment, including installation drawing, installation manual and assembly drawing, etc.) Other installation auxiliaries required on jobsite, such as, brackets, fastening bolts and mores shall be purchased by the installation contractor.

Q What is the expected system's service life of a NanoSox system ?

A A NanoSox systems practical service life depends on the application environment, AC system, etc factors. Generally, service life of NanoSox[®]-N exceed 20 years, NanoSox[®]-L 15 years, FiberSox™ 10 years. Our warranty for NanoSox[®]-N is 15 years, NanoSox[®]-L 10 years, FiberSox™ 8 years.

Q Does a NanoSox system meet the fire safety regulation in different countries and regions in global market?

A As an end air dispersion system in HVAC, NanoSox has passed all kinds of widely recognized international certificates and fire testings including UL AJIJ and AC167 certificates, testing certificate under EN13501-2002 class B1-s1,d0, and China official fire certificate under GB-8624-2006-Class B-s1,d0,t0 and Class A. NanoSox system meets or surpasses code regulations on fire safety in all countries and regions .

Q NanoSox system looks nice when inflated, how does it look when it's not inflated?

A A NanoSox system is made of flexible material, it will droop when the system is off. To gain a better visual effect when the system does not run, a double row suspension system can be used to maintain the round shape on the bottom. For better result, the IRR (Internal Retention Ring) system can be used to better maintain the round shape.

Q Can NanoSox replace all types of air ducts? Could it be used for air return ductwork?

A NanoSox is made of flexible material and can only work in a positive pressure of air supply System. It cannot be used as the air return ductwork. The Internal Retention Ring System can be used for air return ductwork.

Q Would a NanoSox system have a condensation problem without installing a insulation material on the outside of the duct?

A Cooling air permeates through fabric to form air layer around duct to result in no temperature difference between inside and outside, this radically resolves the condensation problem.

Q It seems that a NanoSox system has a good performance in a cooling or refrigeration application. What about in a heating application? Can the heated air could be thrown down to the occupied zone?

A A NanoSox system's air dispersion principle applies induction type laminar flow air dispersion, when air flow is ejected out of the duct openings at a high velocity, compared with ordinary AC system, heat exchange with ambient air in the height is rare, the airflow will not dispersed till the air flow reaches destination area, thus little difference between cold air and hot air dispersion. In a practical application, AHU if matched with cold & hot air dispersion mode could achieve a better effect.

Q What is the NanoSox air duct product cleaning and maintenance period requirement?

A A NanoSox cleaning & maintenance period is variable and depends on the air dispersion mode, application environmental cleanliness requirement, AHU's filter grade, etc factors. Normally recommended maintenance period is every 3 months for refrigeration and food processing applications with clean requirement; for commercial, public places and large areas, etc normally a 1 to 3 year period. In a serious pollution environment, the color of fabric may become darker after washing.

Q How much is the friction factor of a NanoSox system? Does NanoSox have a large system resistance? Are there any additional requirements on air volume or air pressure of AHU?

A NanoSox system friction factor is less than 0.024, similar to metal duct, but in practical applications, friction resistance of NanoSox system is much less than conventional ducts, due to mostly in round shape, lower average air velocity especially at the middle and end part. For simple straight duct, the system resistance is less than static pressure regain, so the friction resistance could be ignored. For complicated ductwork, the system resistance is only 1/3- 1/5 of traditional duct. Thus pressure of traditional air duct is enough for NanoSox system. NanoSox system could design fabric permeability and orifices to guarantee the designed air supplying volume without any additional requirements on AHU.

Q Will a NanoSox system generate noise? What is the noise absorption effect ?

A A NanoSox system does not generate noise and transmit resonance during operating. Pleasers refer to NanoSox detailed technical manual. Noise absorption effect depends on different equipments and environment, it could not replace the absorber of AHUs system, although part of noise could be absorbed.

NanoSox[®]
Air dispersion system

———— The experts in the air dispersion industry world wide ————



DURKEE AMERICA, INC.

PO BOX 1592
Issaquah WA 98027
Tel: (206) 639-2889 Fax: (206) 639-2890
Email: info@durkeeintl.com

DISTRIBUTOR DATA